

2000-2018 Active Shooter Incidents In Schools

UNCLASSIFIED//FOR OFFICIAL USE ONLY



KEY OBSERVATIONS

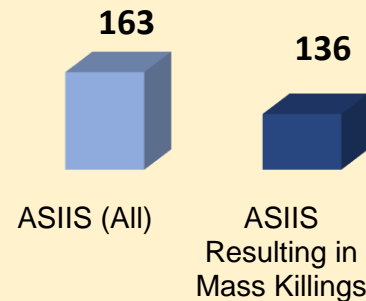
The average number of active shooter incidents in schools (ASIS) over the past 19 years was 3 per year, with annual levels fluctuating between 0 to 6 incidents. The years with numbers of incidents greater than the 19-year average occurred more frequently in the last 10 years. ASIS are most likely to happen at the high school level or higher (39 out of 57). The average incident deaths from ASIS was 8.6. The three highest years include the 2007 Virginia Tech shooting (32), the 2012 Sandy Hook Elementary School shooting (26), and the 2018 Parkland High School shooting (17). Most of the deaths from ASIS resulted during incidents that met the threshold for a mass killing (83 percent).

ASIIS INSTITUTION TYPE

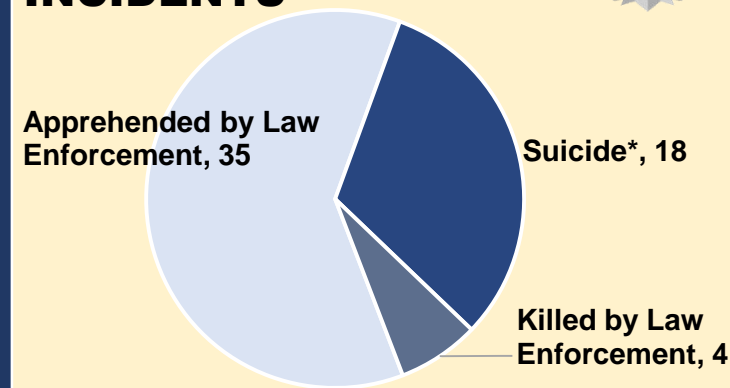
- 24 High Schools
- 15 Institutions of Higher Education
- 8 Middle Schools
- 6 Elementary Schools
- 2 School Board Meeting
- 1 Junior/Senior High School
- 1 Pre K-12 School



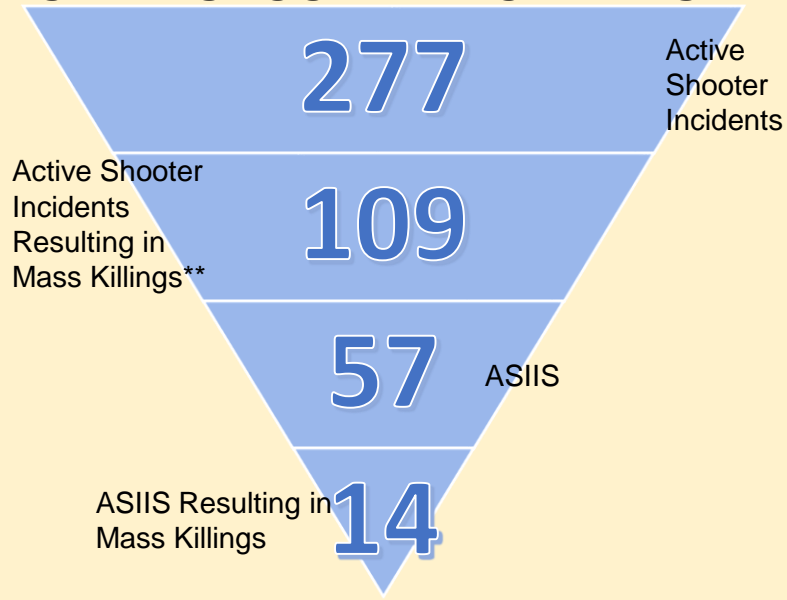
DEATHS BY INCIDENT TYPE



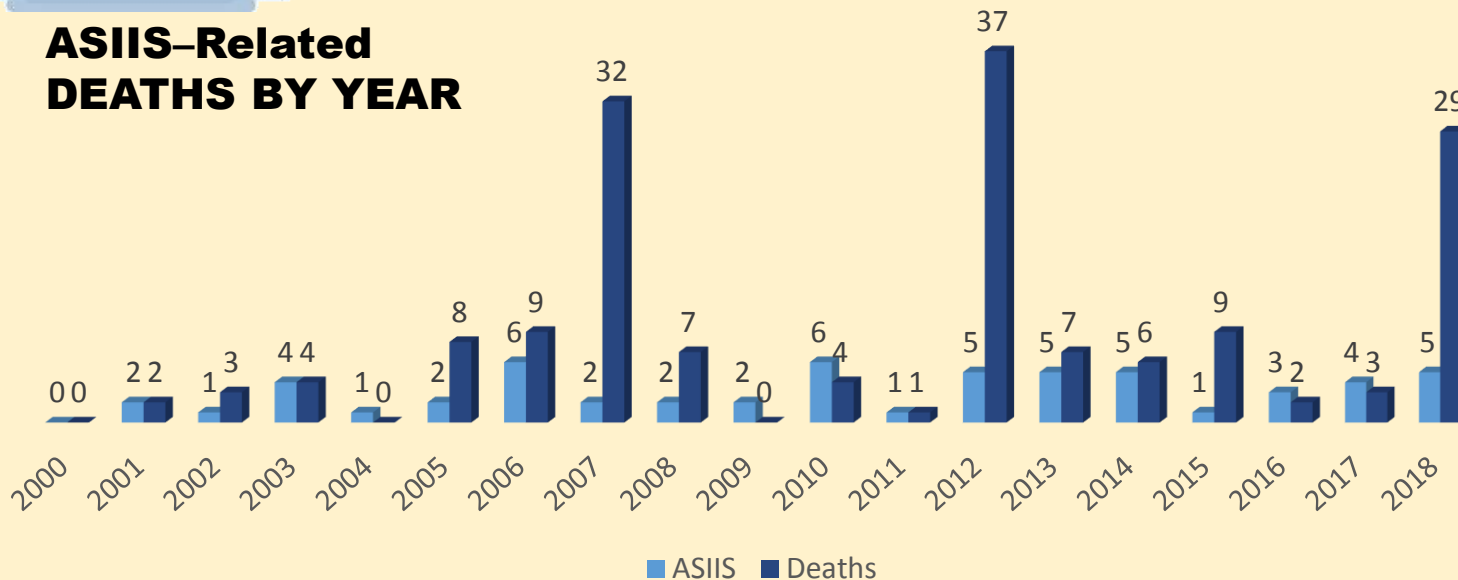
RESOLUTION OF INCIDENTS



ACTIVE SHOOTER INCIDENTS



ASIIS-Related DEATHS BY YEAR



*Amended from the 2000-2017 graphic, two subjects were initially apprehended and subsequently committed suicide.

**Defined as three or more killings in a single incident

2000-2018 Active Shooter Incidents In Schools

UNCLASSIFIED//FOR OFFICIAL USE ONLY



KEY OBSERVATION

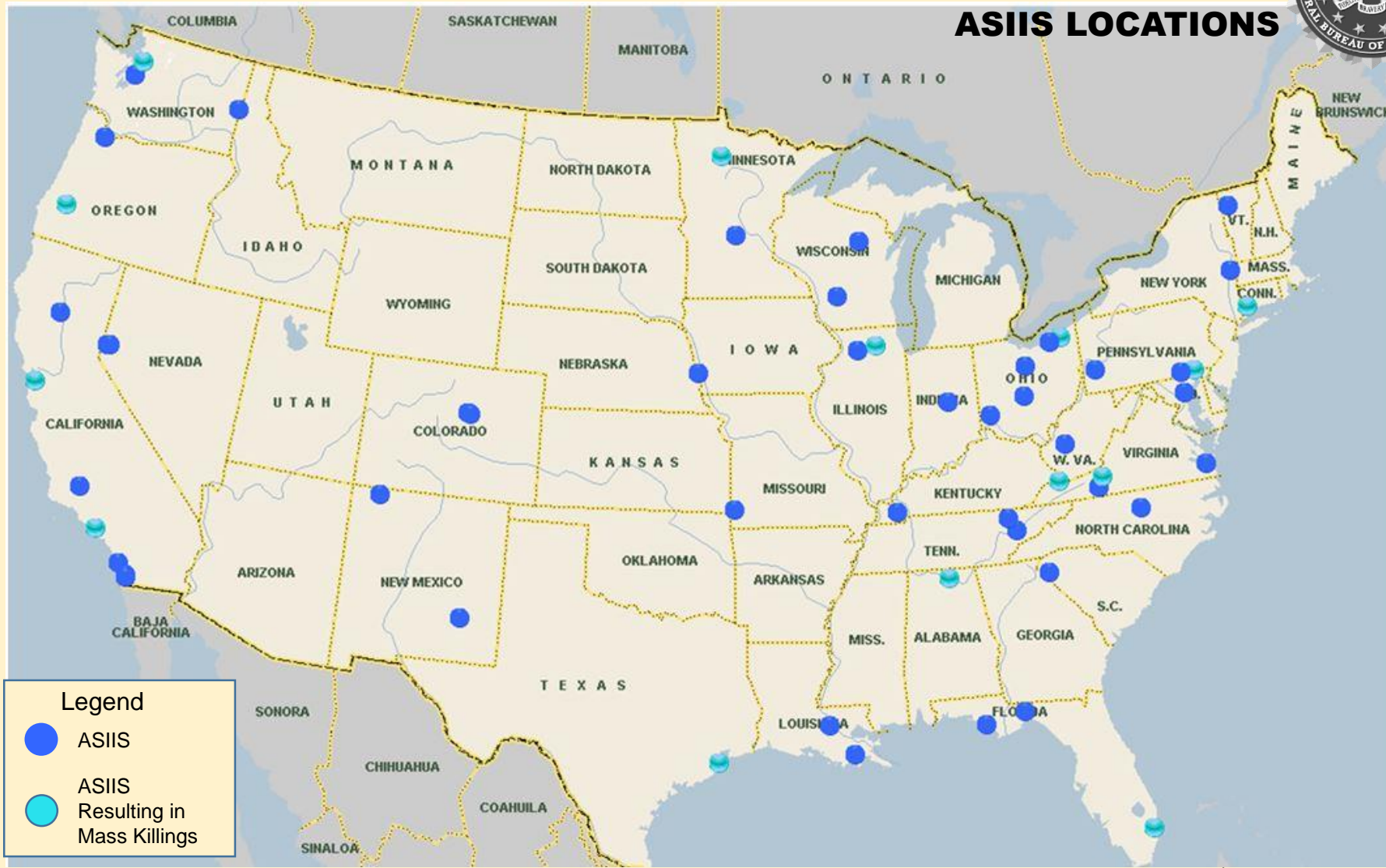
Active shooter incidents in schools (ASIS) have occurred in 28 states, with California having the most incidents (12 percent). Sixty-eight percent of the incidents occurred in cities with a population of 100,000 or less.

57 ASIS from 2000-2018

STATES WITH THE MOST INCIDENTS

- 7 California
- 6 Ohio
- 4 Virginia
- 3 Florida
- 3 Pennsylvania
- 3 Washington

39 ASIS occurred in cities with a population less than 100,000



Sources: 1. FBI; Publication; 2019; *Active Shooter Incidents in United States in 2018*; UNCLASSIFIED; UNCLASSIFIED; Multiple Sources; 2. FBI; Publication; 2018; *Active Shooter Incidents in the United States in 2016 and 2017*; UNCLASSIFIED; UNCLASSIFIED; Multiple Sources; 3. FBI; Publication; 2016; *Active Shooter Incidents in the United States in 2014 and 2015*; UNCLASSIFIED; UNCLASSIFIED; Multiple Sources; 4. FBI; Publication; 2014; *A Study of Active Shooter Incidents in the United States Between 2000 and 2013*; UNCLASSIFIED; UNCLASSIFIED; Multiple Sources.